



Vertical

VALANCE & HEDRAIL COMPONENTS

Nomistar

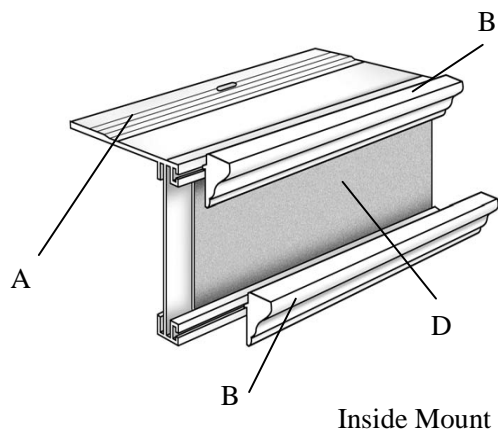
NOMISTAR VERTICAL COMPONENTS

VALANCES & HEADRAIL SYSTEMS

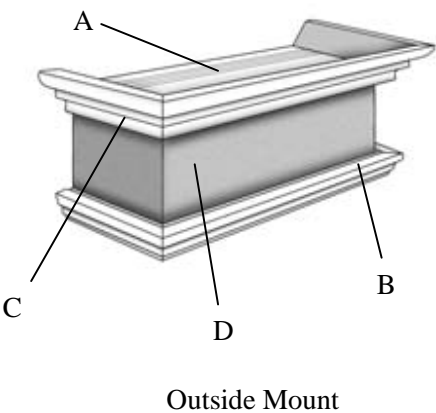
Contents

Vertical Valance Components	2
G8 Headrail System	7
G10 Headrail System	10
Common Parts and Accessories	15
Order Form	18
Warranty	19

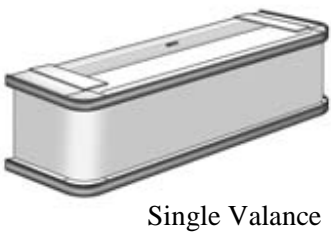
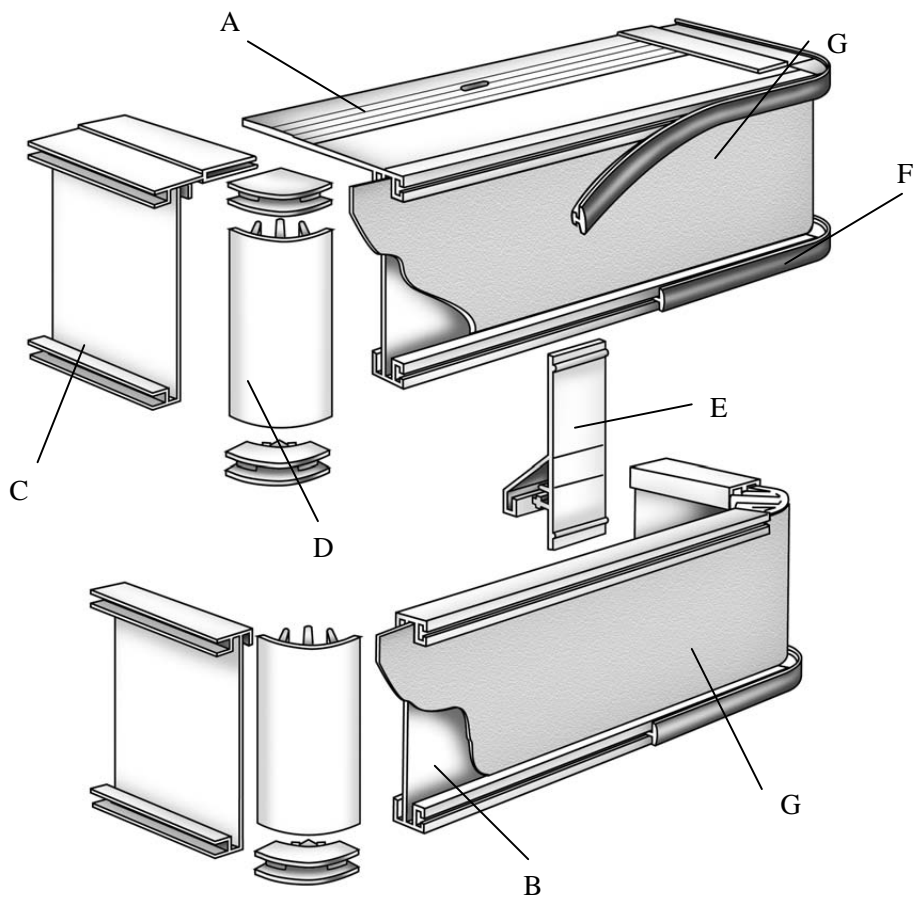
Cornice Valance



- A. Executive Valance
- B. Renaissance Cornice Trim
- C. Colonial Cornice Trim
- D. Any 3 1/2" Louver

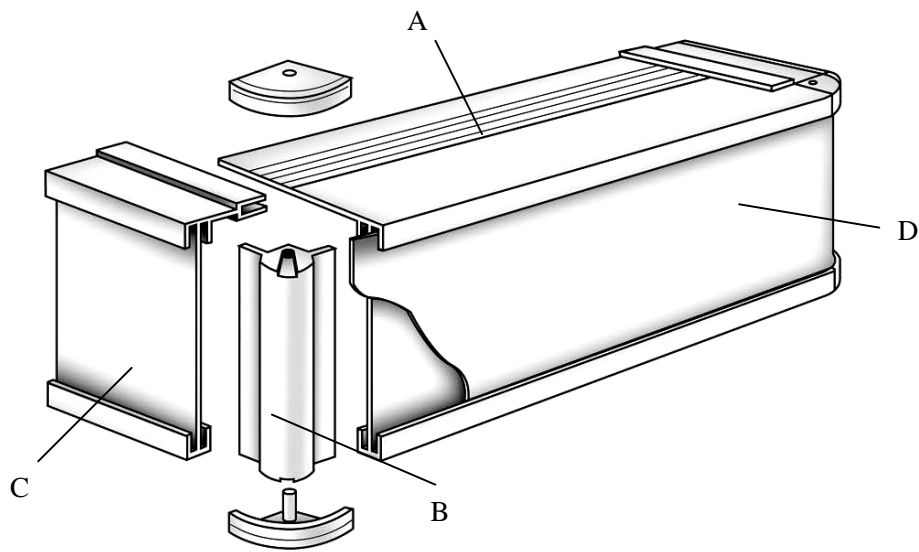


Executive Valance



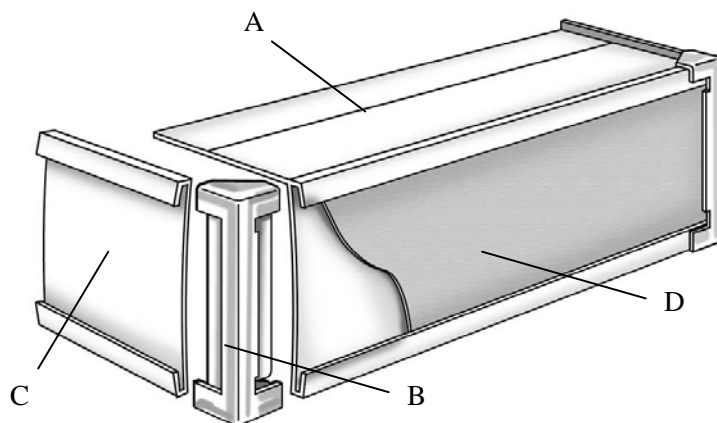
- A. Executive Valance 3 1/2"
- B. Executive Valance Double
- C. Executive Valance Return
- D. Corner w/Top & Bottom Cap
- E. Double Valance Hanger
- F. Executive or Tuscany Trim
- G. Vinyl Insert

Round Valance



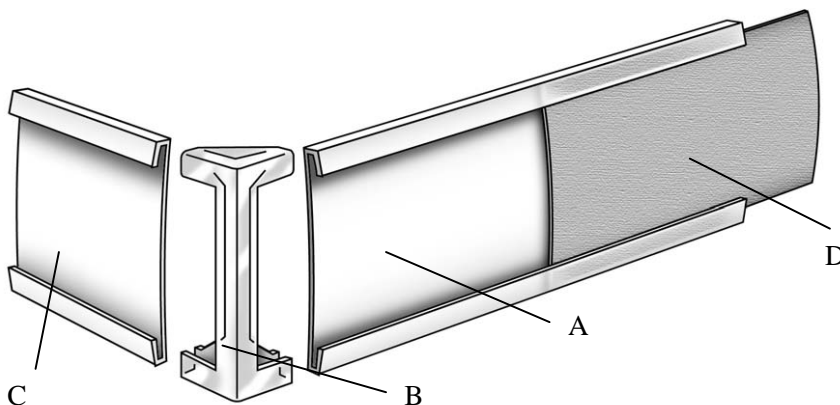
- A. Round Valance
- B. Round Valance Corner w/Caps
- C. Valance Return
- D. Vinyl Insert

Regular Valance



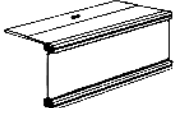




- A. Regular Valance
- B. Valance Corner
- C. Valance Return
- D. Vinyl Insert

Groover Valance







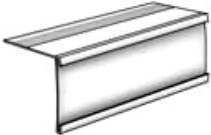




- A. Valance Groover
- B. Valance Corner
- C. Valance Return
- D. Vinyl Insert

Valance Components










	ITEM #	DESCRIPTION	PCS/CT
	VC-EXV	Executive Valance Single 3 1/2", Ivory 192"	12
	VC-EXD	Executive Valance Double 3 1/2", Ivory 192"	18
	VC-EXR	Executive Valance Return 3 1/2", Ivory 96"	16
	VC-EXC	Executive Valance Corner Round w/Caps, Ivory	500
	VC-EXVH	Executive Double Valance Hanger, Ivory	600
	VC-ET301	Executive Trim, Gold 301	500
	VC-ET303	Executive Trim, Chrome 303	100
	VC-ET302	Executive Trim, Dark Walnut 302	100
	VC-ET304	Executive Trim, Light Oak 304	100
	VC-ET307	Executive Trim, White 307	100
	VC-ET630	Executive Trim, Silk 630	100
	VC-ET641	Executive Trim, Denim 641	100
	VC-ET655	Executive Trim, Sage 655	100
	VC-ET672	Executive Trim, Blush 672	100
	VC-ET684	Executive Trim, Black Satin 684	100
	VC-ET688	Executive Trim, Lilac 688	100
	VC-OT-Color	Opera Trim	50
	VC-TT622	Tuscany Trim, Pewter 622	100
	VC-TT654	Tuscany Trim, Emerald 654	100
	VC-TT671	Tuscany Trim, Muscadet 671	100
	VC-TT644	Tuscany Trim, Steel Blue 644	100
	VC-TT635	Tuscany Trim, Cocoa Silk 635	100
	VC-TT670	Tuscany Trim, Pearl Rose 670	100
	VC-TT638	Tuscany Trim, Golden Cream 638	100
	VC-TT687	Tuscany Trim, Aubergine 687	100
	VC-TT610	Tuscany Trim, Pearl White 610	100
	VC-RTS	Renaissance Trim, Paintable-Stainable	14
	VC-RTI	Renaissance Trim, Ivory	14
	VC-RTW	Renaissance Trim, White	14

Valance Components

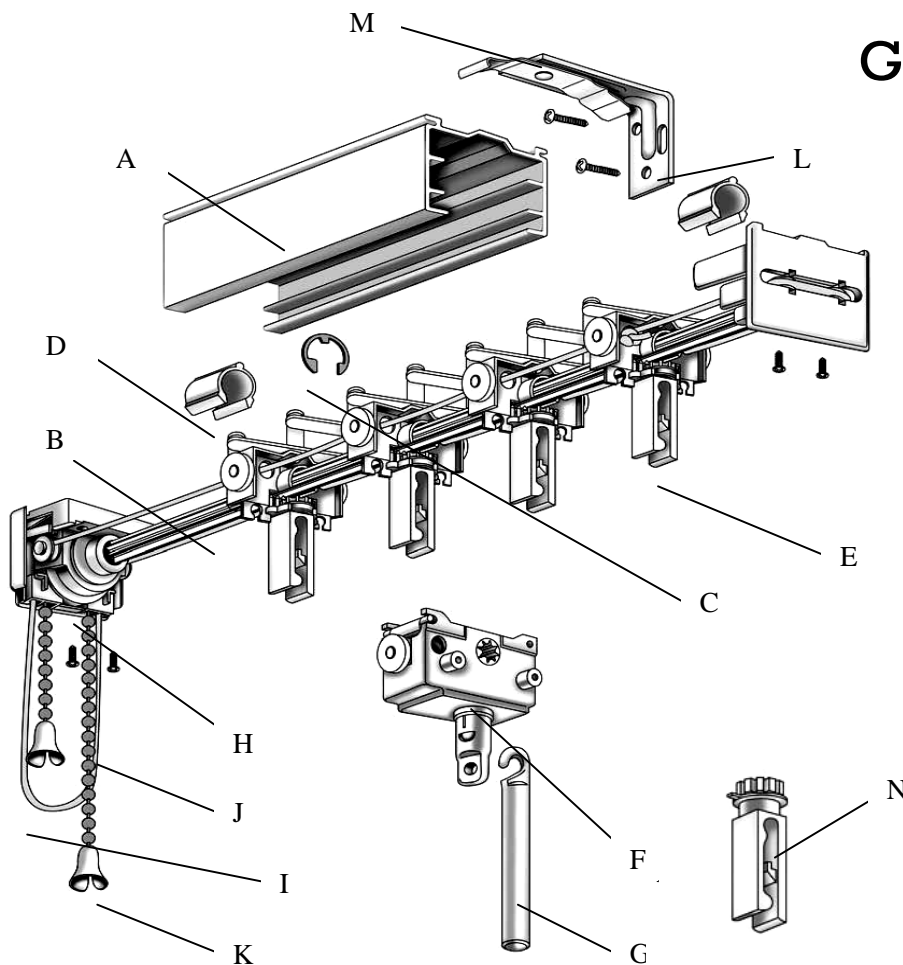
NomiStar Vertical Components

	ITEM #	DESCRIPTION	PCS/CT
	VC-CTS	Colonial Trim, Paintable-Stainable	6
	VC-CTI	Colonial Trim, Ivory	6
	VC-CTW	Colonial Trim, White	6
	VC-RVI	Round Valance 3 1/2", Ivory 192"	15
	VC-RVW	Round Valance 3 1/2", White 192"	15
	VC-RVI-MC	Round Valance 3 1/2", Multi Color 192"	8
	VC-RVRI	Round Valance Return 3 1/2", Ivory 100"	22
	VC-RVRW	Round Valance Return 3 1/2", White 100"	22
	VC-RVC	Round Valance Corner, Ivory w/Clear Caps	500
	VC-DCV	Regular Valance 3 1/2", Recycled 192"	15
	VC-DCV-MC	Regular Valance 3 1/2", Recycled 192" Multi Color	10
	VC-VG16I	Valance Groover, Top Clear 3 1/2", Ivory 192"	50
	VC-VG16W	Valance Groover, Top Clear 3 1/2", White 192"	50
	VC-VG7I	Valance Groover, Top Clear 3 1/2", Ivory 84"	60
	VC-VG7W	Valance Groover, Top Clear 3 1/2", White 84"	60
	VC-G8VR	Valance Bracket G8 Regular, White	500
	VC-G10VR	Valance Bracket G10 Regular, Gray	1000
	VC-G10VL	Valance Bracket G10 Long, Ivory	800

Valance Components

	ITEM #	DESCRIPTION	PCS/CT
	<u>VC-VCHR</u>	<u>Valance Corner Square 3 1/2" (hidden return)</u>	<u>500</u>
	<u>VC-VCST</u>	<u>Valance Corner Square Super Tough 3 1/2"</u>	<u>700</u>
	<u>VC-GCS</u>	<u>Groover Corner Square 3 1/2"</u>	<u>700</u>
	<u>VC-G8GB</u>	<u>Groover Valance Bracket G8</u>	<u>500</u>
	<u>VC-G10GB</u>	<u>Groover Valance Bracket G10</u>	<u>500</u>
	<u>VC-ICS</u>	<u>Inside Corner Support, 84"</u>	<u>10</u>
	<u>VC-RAC</u>	<u>Retainer Assembly Clip</u>	<u>1000</u>
	<u>VC-GLUE</u>	<u>PVC Instant Dry Gel</u>	<u>1</u>
	<u>VC-CG</u>	<u>45 Degree Cutting Guide</u>	<u>1</u>

G8 Headrail System



- A. Channel
- B. Tilt Rod – 8-prong
- C. Stop C Clip
- D. Spacer Clip White 1/2"
- E. Carrier
- F. Wand Control
- G. Wand Aluminum
- H. Cord Control
- I. Cord White 2.0 mm
- J. Chain No.10 NPS
- K. Chain Tassel No.10 NPS
- L. Bracket Wall G8 w/Clip
- M. Installation Screws
- N. Replacement Louver Hanger

SPECIFICATIONS

Channel: Available in Ivory or Anodized. Aluminum Alloy - 2" wide x 1 1/4" high.

Controls: Cord and Chain System: Reduction control made of acetal plastic which allows for precise control of light using No.10 nickel-plated steel or brass chain. End controls are covered to enclose sprockets and the rotating tilt rod ends. Traverse cord roller allows extended cord life and ease of operation.

Wand System: Equipped with a wand control with a left and right idler, end which holds the tilt rod and covers both ends of the channel. Control made of acetal plastic with a reduction gear. Firmly encircles the tilt rod, which provides smooth rotation.

Carriers: Molded in acetal plastic. Plastic Scissor system. A self-aligning carrier feature allows uniform rotation. Two independent self-lubricating wheels for easy traversing. Rotation of the louver is controlled by the precisionmolded rack and pinion gear system. Replaceable louver hanger system allows for fast and efficient repair without disassembling the headrail.

Rotation: Cord and Chain System: No. 10 nickel-plated steel or brass chain. 8-prong tilt rod is made of extruded aluminum. Tilt rod passes through all the louver carriers, providing rotation to each louver by means of a precision-molded rack and pinion gear system.

Wand System: Provides 180 degree rotation to each louver simultaneously through a gear system in the control housing, turning the 8-prong tilt rod.

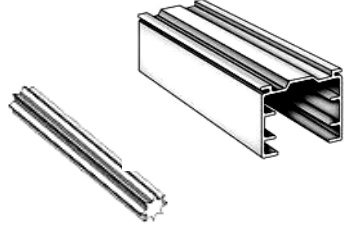


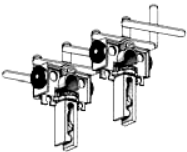



Stacking: One Way Draw (Left or Right) or Split-Draw (Cord and Chain ONLY). Blind traverses by means of a synthetic traverse cord or wand control pull.

Spacing: Plastic Scissor System. Scissor links provide uniform spacing for 3 1/2" louvers. Normal louver spacing has a minimum overlap of 3/8". Available in 3 1/2" spacing.

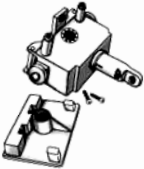
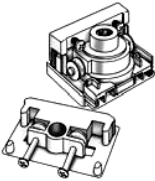



Mounting Hardware: G8 Scissor System has numerous standard clip on mounting hardware, including ceiling clips, wall or extension brackets.

Size Recommendations: Maximum Width - 192". Maximum Drop - 120"

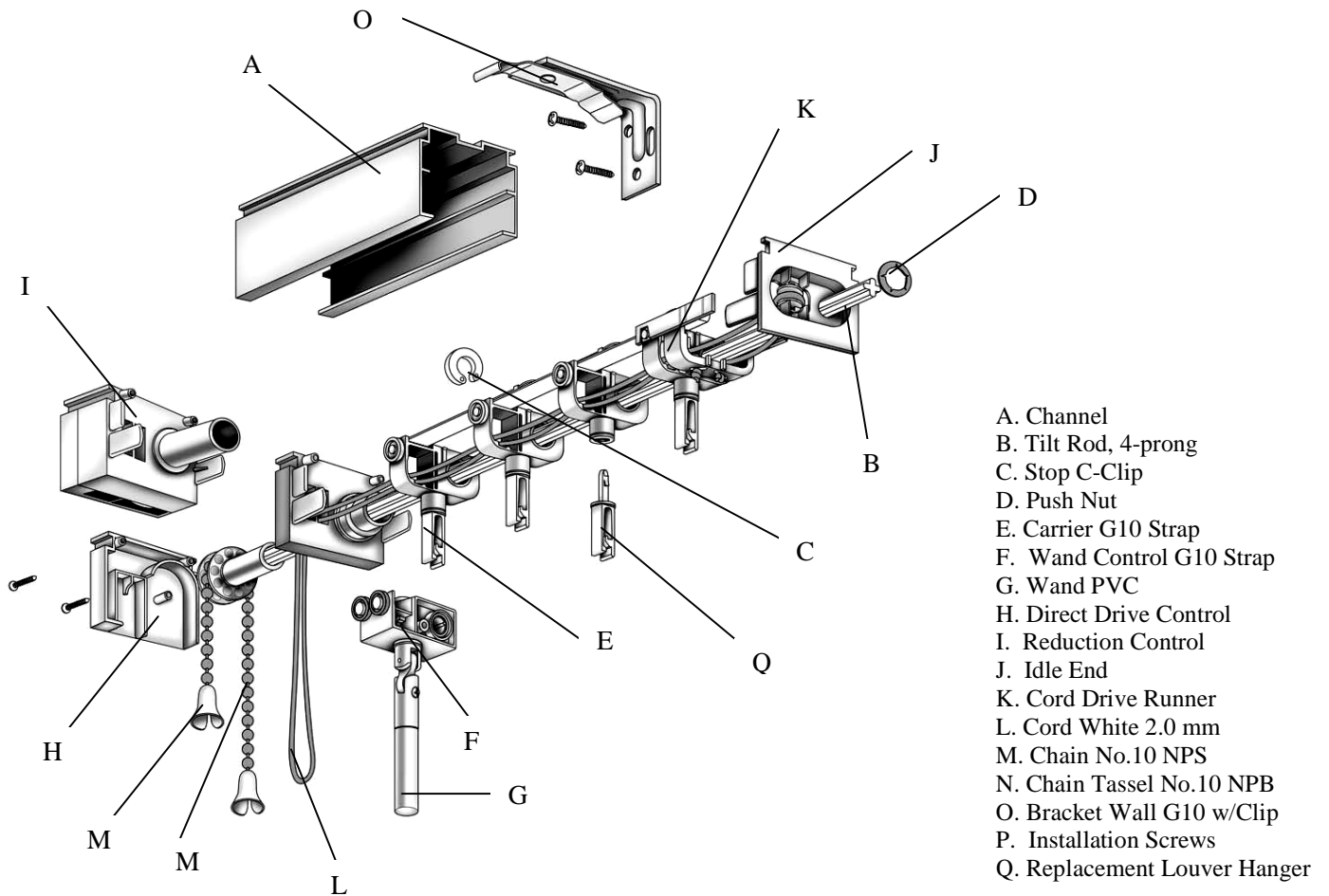
G8 Headrail System

	ITEM #	DESCRIPTION	PCS/CT
	G8-16VI-P	Channel Aluminum V-Top, 16', Ivory with Pinion	24
	G8-16VA-P	Channel Aluminum V-Top, 16', Anodized with Pinion	24
	G8-CCM	Stop C-Clip, Metal	1000
	G8-SC14	Spacer Clip 1/4"	1000
	G8-SC12	Spacer Clip 1/2"	1000
	G8-SC34	Spacer Clip 3/4"	1000
	G8-SC1	Spacer Clip 1"	1000
	G8-CAR	Carrier 8-prong Scissor 3 1/2"	500
	G8-RS	Rod Support	1000
	G8-RSW	Rod Support Magnetic (Wand)	1000
	G8-RLH	Replacement Louver Hanger	200

G8 Headrail System

	ITEM #	DESCRIPTION	PCS/CT
	G8-WCG	Wand Control G8, Gray	100
	G8-WCI	Wand Control G8, Ivory	100
	G8-CSI	Control Set G8, Ivory	100
	G8-CSG	Control Set G8, Gray	100
	G8-CC49	Bracket Ceiling G8	1000
	G8-P4000-49	Bracket Wall G8 w/Clip, 4"	200
	G8-V4000-49	Bracket Wall G8 w/Clip & Valance, 4"	200

G10 Strap Link Headrail System



SPECIFICATIONS

Channel: Available in Ivory or Anodized. Aluminum Alloy – 1 ¾" wide x 1 ¼" high.

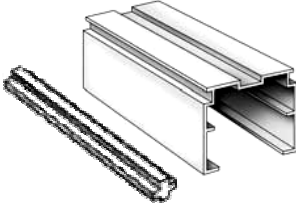





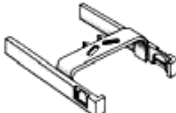
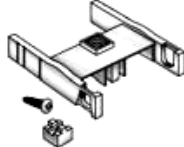
Controls: Cord and Chain System: Reduction, Direct Drive and 2" controls are made of acetal plastic which allows for precise control of light using No. 10 nickel-plated steel or brass chain. End Controls are covered to enclose sprockets. Traverse cord roller allows extended cord life and ease of operation. Variety of gear ratios: Reduction Control 4:1, Direct Drive Control 1:1, 2" - 1:1.

Wand System: Equipped with a wand control with a left and right idler end, which holds the tilt rod and covers both ends of the channel. Control made of acetal plastic with a reduction gear. Firmly encircles the tilt rod, which provides smooth rotation.






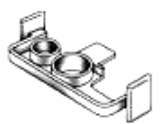
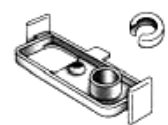


Carriers: G10 Strap: Molded in acetal plastic with separate straps. The carrier allows for self-alignment and uniform rotation. Two independent self-lubricating wheels for easy traversing. Rotation of the louver is controlled by the precision-molded rack and pinion gear system. Replaceable louver hanger system allows for fast and efficient repair without disassembling the headrail.

G10 Scissor: Molded in acetal plastic with plastic scissor link system. The carrier allows for self-alignment and uniform rotation. Two independent self-lubricating wheels for easy traversing. Rotation of the louver is controlled by the precision-molded rack and pinion gear system. Replaceable louver hanger system allows for fast and efficient repair without disassembling the headrail.



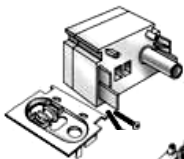

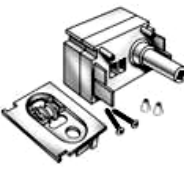





G10 Headrail System

	ITEM #	DESCRIPTION	PCS/CT
	G10-16I-P	G10 Channel Aluminum 16' Ivory w/ Pinion	24
	G10-16A-P	G10 Channel Aluminum 16' Anodized w/ Pinion	24
	G10-19I-P	G10 Channel Aluminum 19' Ivory w/ Pinion	24
	G10-19A-P	G10 Channel Aluminum 19' Anodized W/ Pinion	24
	G10-SS	Set Screw	1000
	G10-SP	Shaft Pin	1000
	G10-CCP	Stop C-Clip, Plastic	1000
	G10-SC38	Spacer Clip 3/8"	1000
	G10-SC12	Spacer Clip 1/2"	1000
	G10-SC58	Spacer Clip 5/8"	1000
	G10-SC34	Spacer Clip 3/4"	1000
	G10-SC1	Spacer Clip 1 1/8"	1000
	G10-PN	Push Nut, 4-prong	1000
	G10-CDRA	Cord Drive Runner Adjustable	200
	G10-CDRS	Cord Drive Runner w/Block & Screw	200


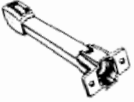
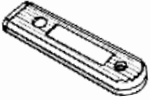


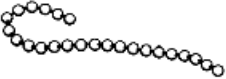
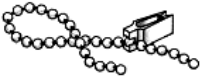


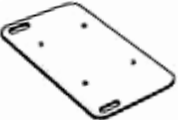

G10 Headrail System

	ITEM #	DESCRIPTION	PCS/CT
	G10-CR	Carrier G10, Right 3 1/2"	500
	G10-CL	Carrier G10, Left 3 1/2"	500
	G10-CRE	Carrier G10, Yellow Right 2 7/8" Equalized	500
	G10-CLE	Carrier G10, Yellow Left 2 7/8" Equalized	500
	G10-CR2	Carrier G10, Right 2"	500
	G10-CL2	Carrier G10, Left 2"	500
	G10-CRE2	Carrier G10, Yellow Right 2" Equalized	500
	G10-CLE2	Carrier G10, Yellow Left 2" Equalized	500
	G10-CNL	Carrier G10, Not Linked (Special Order)	2000
	G10-LS318	Link Spacer G10, 3 1/8"	500
	G10-LS278	Link Spacer G10, 2 7/8"	500
	G10-LS2	Link Spacer G10, 1 3/4"	500
	G10-RLH	Replacement Louver Hanger, Clear	500
	G10-RSM	Rod Support Magnetic w/Push Pin	500
	G10-RSB	Rod Support without Split Ball 5/32"	500
	G10-RSSD	Rod Support Split Draw	500
	G10-WCST	Wand Control, Strap	100


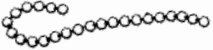
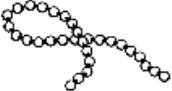









G10 Headrail System

	ITEM #	DESCRIPTION	PCS/CT
	G10-IESI	Idler End Set G10 Wand Control, Ivory	100
	G10-IESG	Idler End Set G10 Wand Control, Gray	100
	G10-IEI	Idler End G10 Wand Control, Ivory	100
	G10-IEG	Idler End G10 Wand Control, Gray	100
	G10-CRI	Control Set G10 Reduction 3 1/2", Ivory	100
	G10-CRG	Control Set G10 Reduction 3 1/2", Gray	100
	G10-CR2I	Control Set G10 Reduction 2", Ivory	100
	G10-CR2G	Control Set G10 Reduction 2", Gray	100
	G10-CDDI	Control Set G10 Direct Drive 3 1/2", Ivory	100
	G10-CDDG	Control Set G10 Direct Drive 3 1/2", Gray	100
	G10-RC	Retainer Clip for G10 Wand Control	1000
	G10-S716	Screw 7/16 for G10 Wand Control	1000
	G10-CC40	Bracket Ceiling G10	1000
	G10-P4000-40	Bracket Wall G10 w/Clip, 4"	200
	G10-V4000-40	Bracket Wall G10 w/Clip & Valance, 4"	200





Common Parts & Accessories

	ITEM #	DESCRIPTION	PCS/CT
	VC-LGW	Laserguard, White	2000
	VC-LGI	Laserguard, Ivory	2000
	VC-CTPI	Cord Tension Pulley, Ivory	500
	VC-CTPW	Cord Tension Pulley, White	500
	VC-SWW	Safety Cord Weight, White	100
	VS-SWI	Safety Cord Weight, Ivory	100
	VC-WP30	Wand PVC, White 30"	250
	VC-WP48	Wand PVC, White 48"	250
	VC-WP60	Wand PVC, White 60"	200
	VC-C3	Cord No.3 Soft Cord, White 2.0 mm	3000ft
	VC-BC3	Bottom Chain No.3 NPS	1000ft
	VC-BCC	Bottom Chain No.3 NPS W/1500 clips	1 roll
	VC-GB	Groover Buttons, Clear	2500
	VC-FI	Top Hanger Fabric Insert 3 1/2", Clear	1000
	VC-W3500	Bottom Weight, 3 1/2"	250
	VC-W2500	Bottom Weight, 2 1/2"	400

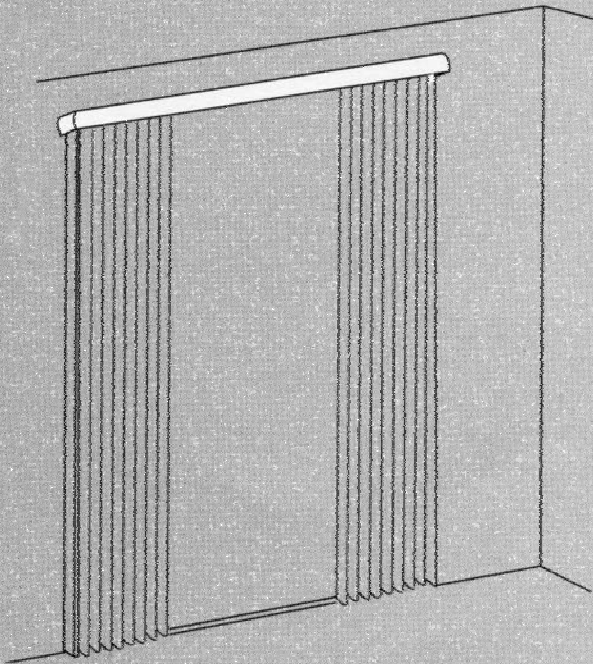
Common Parts & Accessories

	ITEM #	DESCRIPTION	PCS/CT
	<u>VC-SB</u>	<u>Split Ball NPS 5/32"</u>	<u>1000</u>
	<u>VC-C10S</u>	<u>Chain #10 NPS</u>	<u>500 ft</u>
	<u>VC-C10W</u>	<u>Chain #10 Plastic, White</u>	<u>500 ft</u>
	<u>VC-C10C</u>	<u>Chain #10 Plastic, Clear</u>	<u>500 ft</u>
	<u>VC-AC</u>	<u>Angle Clip</u>	<u>100</u>
	<u>VC-CC10S</u>	<u>Chain Connector #10 NPS</u>	<u>1000</u>
	<u>VC-CC10C</u>	<u>Chain Connector #10, Plastic, Clear</u>	<u>1000</u>
	<u>VC-CC10W</u>	<u>Chain Connector #10, Plastic, White</u>	<u>1000</u>
	<u>VC-CT10</u>	<u>Chain Tassel #10 NPS</u>	<u>1000</u>
	<u>VC-P4000</u>	<u>Bracket Wall 4"</u>	<u>300</u>
	<u>VC-EXT4000</u>	<u>Bracket Flat Extension 4"</u>	<u>500</u>
	<u>VC-NUT</u>	<u>Nut for Bracket Wall</u>	<u>2000</u>
	<u>VC-BOLT</u>	<u>Bolt for Bracket Wall</u>	<u>2000</u>
	<u>VC-SCR8</u>	<u>Screw Quadrex No.8 1 1/4"</u>	<u>5000</u>

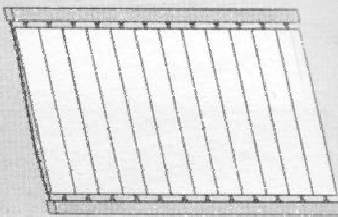

Common Parts & Accessories

	ITEM #	DESCRIPTION	PCS/CT
	<u>VC-TPN</u>	<u>Tool-Push Nut</u>	<u>1</u>
	<u>VC-TSS</u>	<u>Tool-Set Screw</u>	<u>1</u>
	<u>VC-TSE</u>	<u>Tool-Seeger (for Stop C Clip)</u>	<u>1</u>
	<u>VC-SS</u>	<u>Silicon Spray Lubricant</u>	<u>12</u>

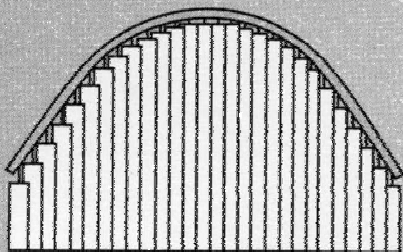
Split Draw



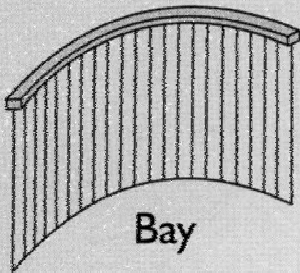
One-Way Draw



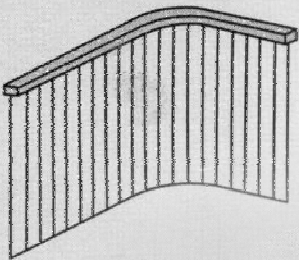
Skylight



Arch

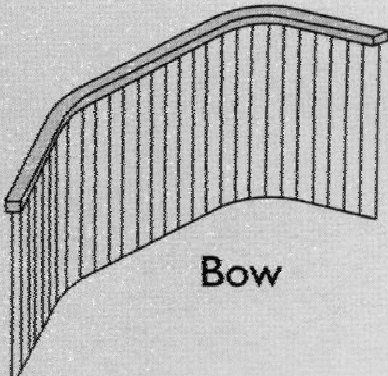
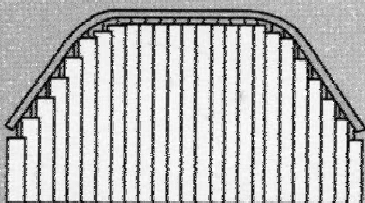
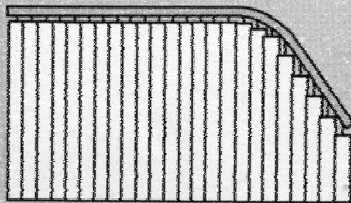


Bay



Curved

Arch & Straight Combinations



Bow

NomiStar Vertical Components Order Form

Customer Name: _____

Date: _____ Page ____ of ____

Address: _____

Work Order No: _____

City, State, Zip: _____

Ship To: _____

Phone: _____ Fax: _____

Pick Up_____ Delivery_____

[illegible]

Warranty 3 YEARS NON-TRANSFERABLE LIMITED

NomiStar, in respect of blinds manufactured by NomiStar warrants to you the original purchaser of Products, that subject to the terms and conditions herein contained, the Products are and will be free from defects in materials and workmanship. This warranty will remain in effect for three (3) years as long as you are the original purchaser of the Products. All failures to Products covered by this warranty will be repaired, replaced or restored by NomiStar in accordance with the terms and conditions of this warranty. By acceptance and use of the Products, you agree with NomiStar's liability, and replacement of the Products at NomiStar's option, as provided herein.

This warranty is void if parts and components not supplied by NomiStar are used. Failure, damage, defects or malfunctions resulting from misuse, abuse, negligence, alteration, accident, lack of proper maintenance, repairs, impact of foreign objects, improper installation (including louvers installed closer than ten inches from any heat source), acts of God and other causes beyond NomiStar's control shall not be considered defects under this warranty and are not covered in any way by this warranty. This warranty also does not apply to conditions resulting from normal wear and tear. NomiStar shall not be liable for inconvenience, labor, loss of time, maintenance, removal or reinstallation of the Products or other incidental, special or consequential damages arising in relation to the purchase or use of the Products. This warranty is void if the surface of the Products is covered with paint or any other foreign material. This warranty is void if Products are cleaned with any process other than mild detergent and a damp cloth on faux and vinyl, or a soft dry cloth for real wood products.

Warranty Claims:

The owner must give prompt notice of any defects to obtain warranty service. Should the Products contain a manufacturing defect promptly contact the NomiStar, Customer Care Center at any of the addresses herein to register the claim with a customer care representative. NomiStar will require proof of purchase, a detailed description of the defect, Product serial number and a clear photograph of the defective part(s) (or actual part(s) if requested). If a return is authorized by NomiStar, please clearly indicate the return authorization number ("R/A") on all materials sent to NomiStar and make sure to use the carrier requested by NomiStar. If a different carrier is used, NomiStar will not be responsible for the freight charges incurred. All R/A numbers are valid for a period of 30 days from the date issued. NomiStar will, at its option, repair or replace such defective part(s) free of charge, including freight charges within the United States and Canada. NomiStar's shipping service will deliver parts under this warranty within 8 to 10 business days. This warranty is not applicable outside of the United States and Canada.


Shipping Instructions:

If requested for inspection, defective parts must be shipped to NomiStar, Customer Care, shipping address will be provided upon approval. Please include the following information in the package: full name, address, telephone number, Product model number and part number. When returning product please use an insured method of delivery such as Fed Ex insured accordingly, with the signature option on, or your preferred courier service. You must pay for return shipment, as we will not accept C.O.D. returns or any additional shipping charges, which may occur when packages are entering into the United States or Canada.

NomiStar reserves the right to discontinue or change any of its Products, including colors, without giving notice to the purchaser. Should a Product covered by this warranty be unavailable, NomiStar reserves the right to substitute a Product that is of equal quality according to NomiStar's sole discretion or to refund the portion of the original price for defective part of the Product reflective of its original contribution to the cost of the Products.

THIS WARRANTY IS GIVEN IN LIEU OF ALL OTHER WARRANTIES, LIABILITIES OR OBLIGATIONS OF MONISTAR EITHER EXPRESSED OR IMPLIED, EXCEPT THAT THE DURATION OF ANY IMPLIED WARRANTIES OF MERCHANTABILITY AND FITNESS FOR A PARTICULAR PURPOSE ARE LIMITED IN TIME TO THE DURATION OF THIS WARRANTY. NOMISTAR SHALL IN NO EVENT BE LIABLE FOR CONSEQUENTIAL OR INCIDENTAL OR SPECIAL DAMAGES OF ANY KIND FOR BREACH OF ANY EXPRESS WRITTEN OR ORAL OR IMPLIED WARRANTY ON PRODUCTS. YOUR EXCLUSIVE REMEDY SHALL BE ENFORCEMENT OF THIS WARRANTY UPON THE TERMS AND CONDITIONS HEREIN CONTAINED. NO REPRESENTATIVE OF ROYAL OR ITS DISTRIBUTORS OR DEALERS ARE AUTHORIZED TO MAKE ANY CHANGE OR MODIFICATION TO THIS WARRANTY.

Some jurisdictions do not allow limitation on how long an implied warranty lasts, so the limitations contained herein above may not apply to you. Some jurisdictions do not allow the exclusion or limitation on consequential or special damage, so the above limitations or exclusions may not apply to you. This warranty gives you specific legal rights, and you may also have other rights, all of which vary from jurisdiction to jurisdiction.



Nomistar

vertical collection

nomistar.net